




# seaVENETIAN

## Alloy



- Slimline headrail section to optimise space with optional matching fascia
- Control options include Lift Cord & Tilt Wand, Mono-Command, LiteRise® and Powered – details below
- Discreet guidewire system to hold blind in place with chrome hold-downs 
- 16mm, 25mm and 50mm slats in a range of alloy finishes
- Shaped bottom rail to clear recess floor when tilted


### Traditional venetian blinds purpose-designed for the marine environment

- Custom blinds to fit a broad range of window shapes and sizes
- Space-saving head and bottom rail sections
- Tilting slats for sophisticated light, mood and vision control
- Wide range of alloy finishes with accessories to match
- Onboard privacy and comfort
- Cabin light and temperature control
- Reduce UV damage and glare

### Control options



#### Lift Cord & Tilt Wand



The traditional operation for Venetian blinds which can be placed left or right.

#### Powered




'Hands-free' operation by an electric motor controlled by switch or remote.

#### Mono Command



Tilt, lift and lower functions all in one convenient operation.

#### LiteRise®



Tilt and lift with a single handle. No lift cords for a clean look that is child safe.

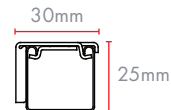
#### Breakapart connector




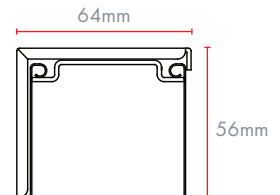
Next generation of stylish and child safe connector keeps cords tidy

### Sectional views

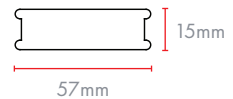
Headrail  
16mm slat  
25mm slat



Headrail  
50mm slat



Bottom rail  
16mm slat  
25mm slat



Bottom rail  
50mm slat

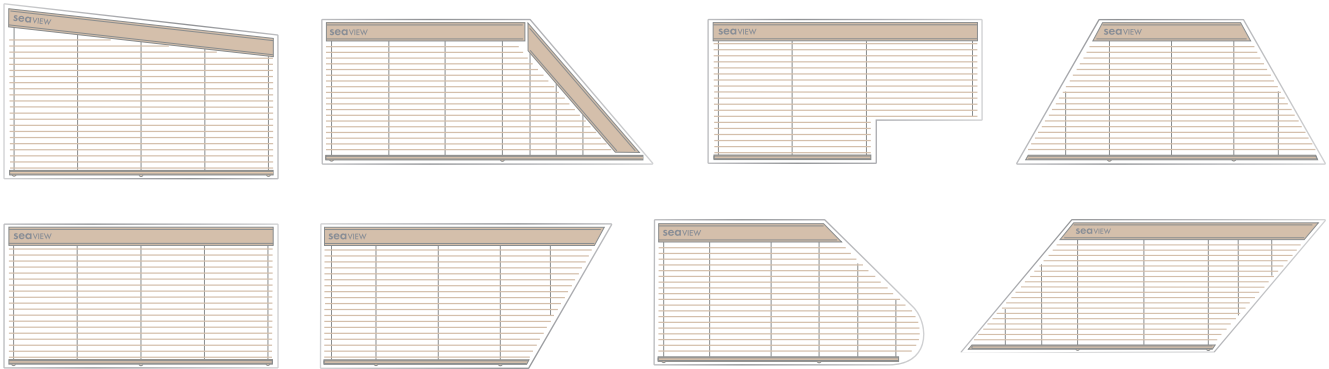


# seaVENETIAN Alloy

**Megaview** doubles the space between slats and improves visibility by double stacking the slats when open.



SEAVENTIAN blinds can be shaped to many window configurations.



Note: Some shapes are tilt only operation. Drawings are illustrative only.

## Alloy colour collection, slat widths and dimensions



Slat Colour	Code	Colour Code	16mm	25mm	50mm
Black	BL	1858	Y	Y	Y
Black Onyx	BO	7121	Y	N	N
Bright Gold	BB	7442	N	Y	N
Brushed Copper	BC	7332	N	Y	N
Brushed Gold	BG	7325	Y	Y	Y
Brushed Silver	BS	7328	Y	Y	Y
Dark Grey	DG	1601	Y	Y	N
Light Coffee	LC	4806	Y	Y	Y
Light Grey	LG	952	Y	Y	Y
White	WH	150	Y	Y	Y

### Minimum and maximum dimensions

	Width (X)	Drop (Y)
Minimum 16mm	270mm	200mm
Maximum 16mm	2700mm	2300mm
Minimum 25mm	270mm	200mm
Maximum 25mm	3300mm	3000mm
Minimum 50mm	350mm	400mm
mono-command powered	520mm	400mm
	660mm	400mm
Maximum 50mm	3300mm	3250mm