




seaSCREEN Enclosed



Low-profile frame designed to be enclosed within the headlining – completely invisible when stowed.

Aluminium hardware, 100% marinised.

Damper provides perfectly controlled operation.

Innovative cross bar design, avoiding push button release.

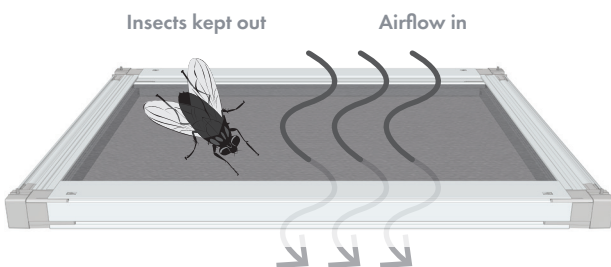
0% light transmission fabric for improved blackout and temperature control, available in white or ivory.

Concealed roller blind and flyscreen to fit any size marine hatch

- Innovative easy-to-use cross bar design
- Damper for perfectly controlled operation
- Minimalist low-profile design
- Completely concealed when stowed
- Cabin light and temperature control
- Onboard privacy and comfort
- Reduce glare and control insects
- Fully marinised aluminium system
- Crossbar in silver as standard. Painted white or ivory on request

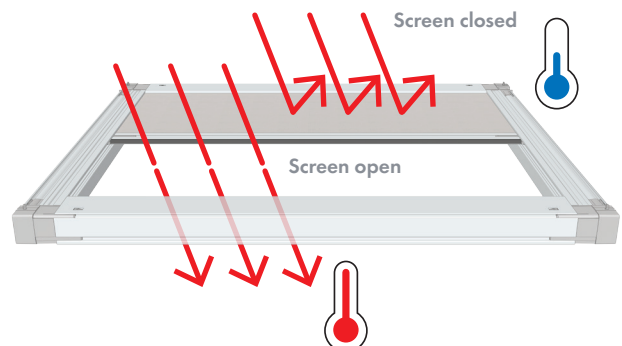
Flyscreen

The PVC coated glass fibre weave of the Seaview flyscreen fabric allows air to flow around the cabin, while preventing minute insects access, as well as offering a long-lasting UV stable solution.



Cabin temperature

By controlling light transmission and reflecting heat, hatch screens help control cabin temperature.


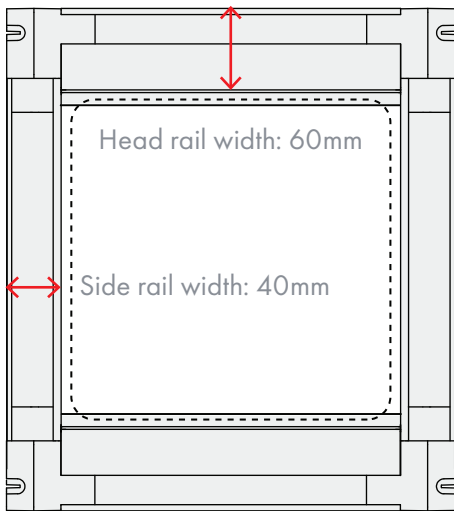




seaSCREEN

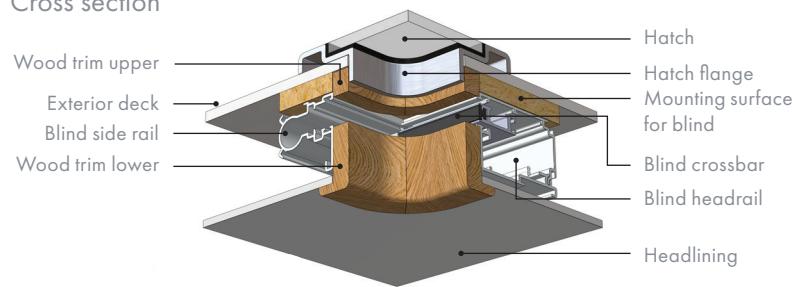
Enclosed

Enclosed design for completely hidden blackout and flyscreen combined, or blackout only or flyscreen only



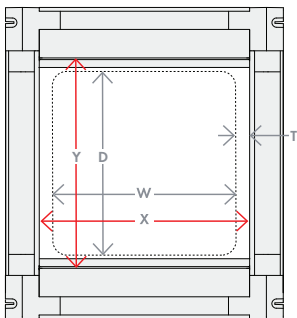
Frame thickness

Cross section



SEASCREEN Enclosed

Sizing:



Drop (D) and Width (W) are measured to the inner faces of the hatch trim. Trim thickness (T) is the distance between the inner face of the trim and the inner face of the blind. Seaview will calculate the overall blind aperture (X x Y).

Minimum and maximum dimensions:


	Width (W)	Drop (H)
Minimum	230mm	260mm
Maximum	800mm	800mm

Fabric colour options



SEASCREEN Enclosed available in manual or powered versions

Manual version



Powered version

